

NUOVA SIMONELLI APPIA II COMPACT 2 GROUP

The global espresso standard.
Small footprint. Maximum flavour.

FEATURES + BENEFITS

- Minimal size. Maximum quality – made by Simonelli's team of experts in Italy, the Appia II Compact boasts solid build quality and reliable performance, in a size perfect for anyone tight for space. Reliable, durable, consistent.
- Optimum extraction – the Soft Infusion System (SIS) gently pre-wets the coffee cake, allowing gentle, even extraction resulting in maximum flavour.
- Smart, but simple to use – the Appia II has been designed to produce consistent, exceptional coffee. Its ergonomic, barista-friendly design makes it simple to use.
- Key features – high-visibility work surface, semi-automatic cleaning, built-in volumetric dosing and push/pull steam wands.



KEY STATISTICS

- | **Number of groups:** 2
- | **Power (watts):** 2800
- | **Boiler size (litres):** 7

NUOVA SIMONELLI APPIA II COMPACT 2 GROUP

The global espresso standard.
Small footprint. Maximum flavour.

CAPACITY AT PEAK



CAPACITY PER DAY

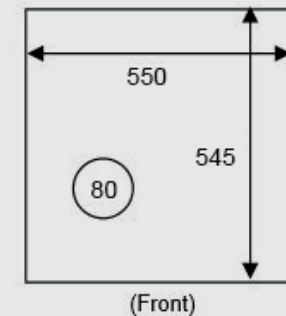
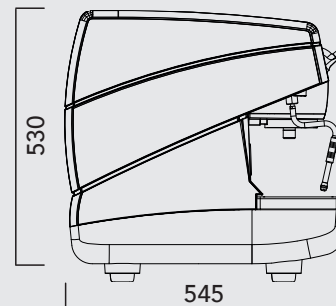
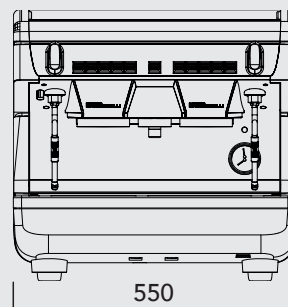


RECOMMENDED PRODUCTS

MDX-S On Demand Grinder



Water connection	1-5 BAR isolated 15mm feed, 3/4" BSP screw fitting	
Filter type	Ion exchange (type depending on water quality)	
Waste	1.5" downpipe to P-trap, minimum length 8"	
Power (watts)	2800	
Boiler size (litres)	7	
Power requirements	1 x 230Vac 13A standard 3-pin socket	
Breaker	B	
Weight (kg)	54	
Dimensions w x d x h (mm)	550 x 545 x 530	



Hole is required through the counter